

3020 E Yale St

Phoenix, AZ 85008

Multifamily
Investment Opportunity

Offering Memorandum



MATTHEWS™



EXCLUSIVELY LISTED BY



Brad Skenderian

Senior Associate

(602) 975-0816

brad.skenderian@matthews.com

License No. SA692958000 (AZ)



Kyle Inman

Associate Vice President

(602) 975-0805

kyle.inman@matthews.com

License No. SA691658000 (AZ)

One or more of the listing agents for the seller has an ownership interest in or is otherwise affiliated with the owner of the property. The Broker of Record and/or listing agents do not, and will not, represent the buyer's interests in the purchase of the property.

David Harrington

Broker of Record

Broker License No. BR715518000 (AZ)

Firm License No. CO701910000 (AZ)

MATTHEWS™



Table of Contents

- 01** Property Overview
- 02** Financial Overview
- 03** Market Overview

PROPERTY OVERVIEW

3020 E Yale St
Phoenix, AZ 85008



EXECUTIVE SUMMARY

3020 E Yale St

Phoenix, AZ, 85008

3

Total Units

1961/2026

Year Built/Renovated

±2,345

Total Rentable SF

The Opportunity

Matthews™ is pleased to present **3020 E Yale St**, a fully renovated 3-unit multifamily community located in the desirable East Phoenix Submarket. Originally constructed in 1961, the property has **undergone comprehensive interior and exterior upgrades**, positioning it as a turnkey investment in a strong rental submarket.

Each unit has been thoughtfully modernized to meet today's renter expectations, featuring **in-unit washer and dryer, quartz countertops, laminate wood-style flooring, brand-new shaker-style cabinetry, and walk-in showers**. Exterior improvements include **fresh paint, new asphalt, updated landscaping**, and the addition of perimeter **fencing and turf**, enhancing both curb appeal and long-term durability while minimizing future capital needs.

The property is currently **fully vacant**, providing a rare opportunity for a new owner to immediately implement a tailored leasing strategy and capture full market rents. Additionally, the vacancy offers flexibility for an owner-occupant to reside in one unit while generating income from the remaining units.

Strategically located in East Phoenix, the property benefits from convenient **access to major transportation corridors** including **Loop 202** and **State Route 51**, providing connectivity to key employment hubs throughout the metro area. The surrounding area is supported by a strong mix of retail, dining, and lifestyle amenities, including **proximity to Arcadia**, the **Biltmore Corridor**, and **Downtown Phoenix**. Nearby points of interest include Sky Harbor International Airport, Papago Park, Desert Botanical Garden, and Arizona State University, all of which contribute to sustained rental demand and a diverse tenant base.



INVESTMENT HIGHLIGHTS

Property Highlights

Turnkey 3-Unit Asset: Originally constructed in 1961 and fully renovated in 2026, offering a stabilized, low-maintenance investment opportunity

Approximately \$150k in Recent Capex: Current ownership invested heavily into the property, which will help limit future capital needs and on-going maintenance costs

Desirable Unit Mix: Comprised of (1) two-bedroom/one-bath unit and (2) one-bedroom/one-bath units, catering to a broad tenant base

Spacious Floor Plans: Average unit size of approximately 781 square feet, providing comfortable living layouts relative to competing assets

Fully Renovated Interiors: Upgraded units feature modern finishes and in-unit washer/dryer amenities, enhancing tenant appeal and rental potential

Extensive Exterior Improvements: Significant capital invested in exterior upgrades, contributing to long-term durability and curb appeal

Tenant-Focused Amenities: Each unit includes dedicated storage space and covered carport parking, adding convenience and value for residents

Strong East Phoenix Location: Positioned within the desirable East Phoenix submarket, benefiting from proximity to major employment corridors, retail centers, and transportation routes



3020 E Yale St
Phoenix, AZ 85008

\$795,000

List Price

1961/2026

Year Built/Renovated

3

Number of Units

±2,345

Net Rentable Area

±782 SF

Average Unit Size

0%

Occupancy



HonorHealth John C. Lincoln Medical Center
±239 Beds

19th Ave / Northern Ave
Valley Metro Light Rail

Piestewa Peak Summit Trail
±6 Miles Away

UPTOWN FARMERS MARKET
A Gather Arizona™ Event

EST. 2008
LUCI'S
goodness for goodness' sake

Paradise Valley
Country Club

Grand Canyon University
±25,000 Students
±3 Miles Away

OTRO cafe

Camelback Mountain
±9 Miles Away

Old Town Scottsdale
±10 Miles Away

Arizona Biltmore
Golf Club

CULINARY DROPOUT

PIZZERIA BIANCO

Biltmore Fashion Park
★ macy's **FINISH LINE**
The Cheesecake Factory RALPH LAUREN my sister's closet ANTHROPOLOGIE
LIFETIME FITNESS POMO SEPHORA

Arizona Country Club
Country Club

Phoenix College
±9,500 Students

Phoenix
Country Club

3020 E Yale St

COSTCO WHOLESALE
Business Center

Encanto 18
Golf Course

FIRST FRIDAY ARTS MARKET

Valleywise Medical Center
±649 Beds

Arcadia Crossing
target **Burlington FAMOUS** footwear
COSTCO WHOLESALE TACO BELL Applebees
petco **fray's** **Conrad's** **ROSS** **five** **BEL'W**
DRESS FOR LESS

±169,000 VPD

Downtown Phoenix
±5.7 Miles Away

Phoenix Sky Harbor International Airport
±9 Miles Away
±6M Annual Visitors

Papago Golf Club
Golf Course

Assurance
MOVING & STORAGE
Phoenix, Arizona


Grass Clippings Rolling Hills
Golf Course



±164,100 VPD



PROPERTY PHOTOS



Recent Exterior Paint



Covered Parking

Tenant Storage

Exterior Highlights

- Fresh Paint
- Recently Paved Asphalt
- Updated Landscaping
- Enhanced Fencing & Turf
- Covered Parking & Storage



New Turf

Fresh Asphalt




Updated Fencing

UPGRADED INTERIOR

Interior Highlights

- In-Unit Washer Dryer
- Quartz Countertops
- Laminate Wood-Style Flooring
- Brand New Shaker-Style Cabinetry
- Walk-In Showers



FINANCIAL OVERVIEW

3020 E Yale St
Phoenix, AZ 85008



FINANCIAL SUMMARY

Property Facts

MSA	Phoenix
Submarket	Papago
Year Built / Renovated	1961 / 2026
Occupancy	0%
Total Units	3
Net Rentable Area	±2,345 SF
Average Unit Size	±782 SF

Rent Analysis

Pro Forma Rent	\$1,450
Pro Forma Rent PSF	\$1.89
Rent Comp Average Rent	\$1,416
Rent Comp Average Rent PSF	\$1.99
Variance to Rent Comp Average Rent	\$34
Rent Comp Average 1 Bedroom	\$1,297
Rent Comp Average 2 Bedroom	\$1,536



Residual

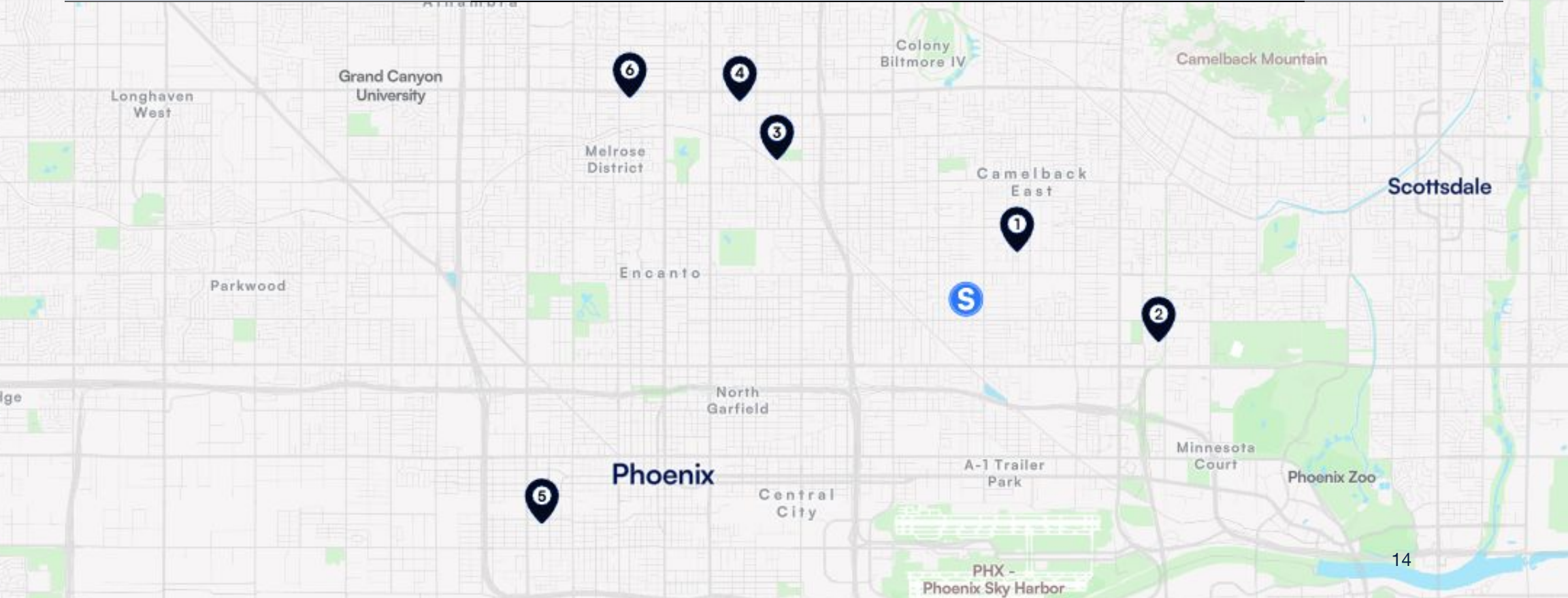
Holding Period	10 Years
Exit Cap Rate	5.13%
Residual Value	\$987,600

RENT ROLL

Unit #	Unit Type	# Of Units	% Total	Size (SF)	Market Rent	Market Annual Rent	Rent PSF
1	1x1	1	33%	668	\$1,350	\$16,200	\$2.02
2	1x1	1	33%	668	\$1,350	\$16,200	\$2.02
3	2x1	1	33%	1,009	\$1,650	\$19,800	\$1.64
	Total	3		2,345	\$4,350	\$52,200	
	Average			461	\$1,450	\$17,400	\$1.89

SALES COMPARABLES

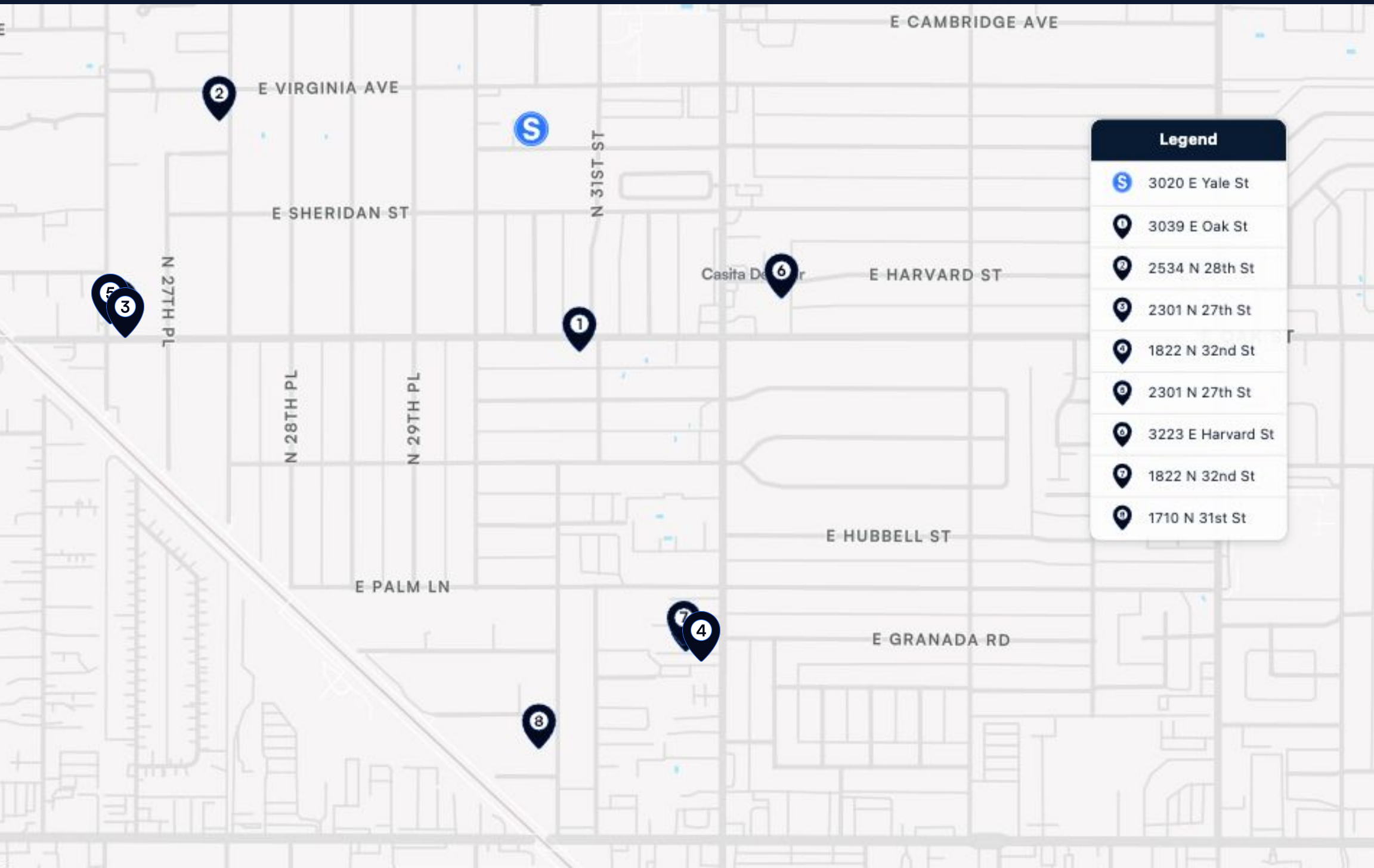
	Address	Sale Date	Year Built	# Units	Sale Price	Price Per Unit	Price Per SF	Status
S	3020 E Yale St	-	1961	3	\$795,000	\$265,000	\$339	Renovated
1	3034 N 35th St	1/1/25	1981	4	\$1,040,000	\$260,000	\$520	Renovated
2	4705 E Hubbell St	8/31/25	1955	3	\$810,000	\$270,000	\$400	Renovated
3	4235 N 13th Pl	10/23/25	1964	3	\$811,275	\$270,425	\$338	Renovated
4	1012 E Pierson St	4/8/26	1942	3	\$855,000	\$285,000	\$285	Renovated
5	1728 W Sherman St	4/8/26	1921	3	\$830,000	\$276,667	\$277	Renovated
6	521 W Mariposa St	4/14/26	1956	3	\$875,000	\$291,667	\$420	Renovated
	Average		1953	3	\$870,213	\$275,626	\$373	



RENT COMPARABLES

Property Address	Unit Mix	Unit Size (SF)	Current Rent	Rent PSF
 3020 E Yale St	1x1 2x1	782	\$1,317	\$1.68
 3039 E Oak St	1x1	650	\$1,195	\$1.84
 2534 N 28th St	1x1	481	\$1,395	\$2.90
 2301 N 27th St	1x1	700	\$1,300	\$1.86
 1822 N 32nd St	1x1	660	\$1,297	\$1.97
 2301 N 27th St	2x2	1000	\$1,550	\$1.55
 3223 E Harvard St	2x1	920	\$1,500	\$1.63
 1822 N 32nd St	2x1	778	\$1,497	\$1.92
 1710 N 31st St	2x1	700	\$1,597	\$2.28
Average		736	\$1,416	\$1.99
Average 1 Bedroom	1x1	623	\$1,297	\$2.14
Average 2 Bedroom	2x1	850	\$1,536	\$1.85

RENT COMPARABLES MAP



Legend

- S** 3020 E Yale St
- 1** 3039 E Oak St
- 2** 2534 N 28th St
- 3** 2301 N 27th St
- 4** 1822 N 32nd St
- 5** 2301 N 27th St
- 6** 3223 E Harvard St
- 7** 1822 N 32nd St
- 8** 1710 N 31st St

Market Overview

3020 E Yale St
Phoenix, AZ 85008



Phoenix, AZ

1,680,000
Total Population

\$85,100
Median HH Income

630,000
of Households

56.5%
Homeownership Rate

830,000+
Employed Population

34.5%
% Bachelor's Degree

34.8
Median Age

\$455,000
Median Property Value



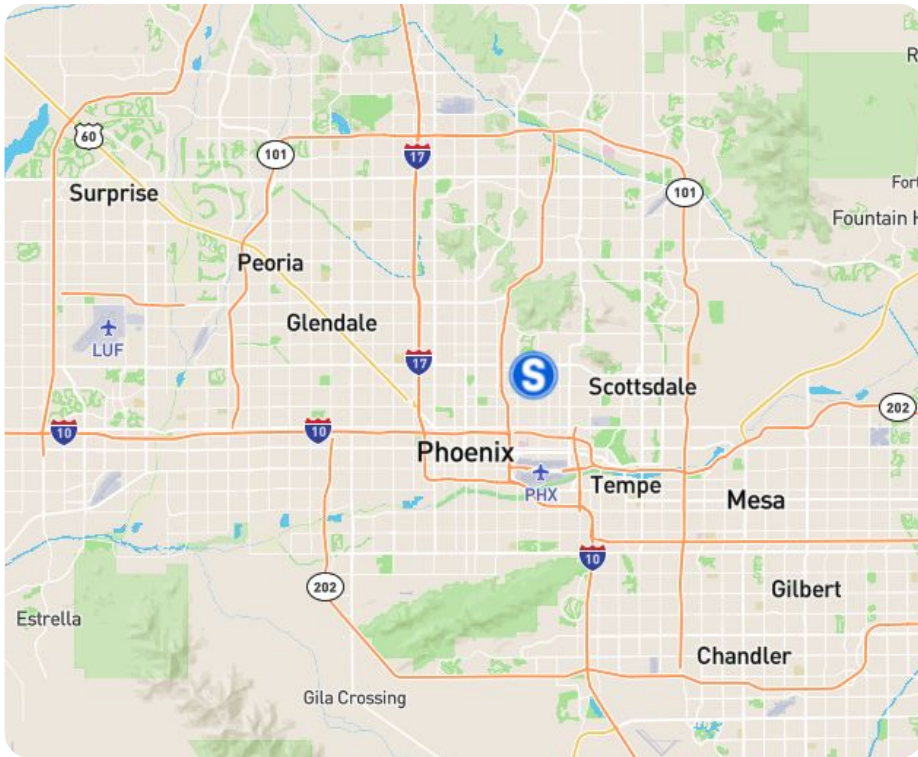
Local Neighborhood Overview

Located in Central Phoenix near the intersection of East Yale Street and North 32nd Street, the property benefits from a well-established residential setting with direct access to key transportation corridors and employment hubs. The surrounding area is characterized by a mix of single-family neighborhoods, neighborhood retail, and proximity to outdoor recreation at Piestewa Peak and the Phoenix Mountain Preserve. Residents enjoy convenient connectivity via State Route 51 and Interstate 17, providing efficient access to Downtown Phoenix, the Biltmore area, and Sky Harbor International Airport.

The immediate trade area is supported by strong employment drivers including the Camelback Corridor, Biltmore Financial District, and healthcare and logistics centers throughout central Phoenix. Retail amenities along 32nd Street, Thomas Road, and Camelback Road offer a wide range of dining, shopping, and daily services. Continued population growth and infill development across central and north Phoenix have reinforced housing demand in this corridor, positioning the area for sustained long-term stability supported by accessibility, employment diversity, and lifestyle appeal.

Property Demographics

Population	1-Mile	3-Mile	5-Mile
Current Year Estimate	24,950	156,827	308,334
Households	1-Mile	3-Mile	5-Mile
Current Year Estimate	9,586	68,341	144,854
Income	1-Mile	3-Mile	5-Mile
Average Household Income	\$90,618	\$115,874	\$125,452



Local Market Overview

The Greater Phoenix metro area is one of the fastest-growing regions in the United States, driven by sustained population growth, business relocation, and strong job creation. With more than 5 million residents in the Phoenix–Mesa–Chandler metropolitan area, the region continues to attract new residents from higher-cost markets seeking employment opportunities, relatively affordable housing, and a pro-business environment. Population growth and rising household incomes have supported consistent demand across residential, retail, office, and industrial real estate sectors.

Phoenix's strategic location in the Southwest and strong transportation infrastructure make it a key hub for logistics, manufacturing, and corporate operations. The region offers direct access to major Western markets and benefits from continued investment in semiconductor manufacturing, technology, and advanced industry. Combined with a strong talent pipeline from Arizona State University and a high quality of life, the Phoenix area remains one of the most dynamic and economically resilient markets in the country.

Economic Drivers

Technology & Semiconductors

Major semiconductor investments from TSMC and Intel have positioned Phoenix as one of the nation's leading advanced chip manufacturing hubs.

Advanced Manufacturing & Aerospace

Companies such as Honeywell Aerospace, Boeing, and Northrop Grumman support a large aerospace and electronics manufacturing cluster.

Financial Services

Major financial institutions including JPMorgan Chase, Wells Fargo, American Express, and Charles Schwab maintain significant operations and regional offices.

Logistics & Distribution

Phoenix's location along Interstate 10 and proximity to Southern California ports make it a major Southwest distribution hub for companies like Amazon, Walmart, and Target.

Healthcare & Bioscience

Banner Health, Mayo Clinic, and the Phoenix Bioscience Core anchor a growing healthcare and life sciences sector.

Tourism & Hospitality

More than 40 million annual visitors support a large tourism industry driven by resorts, golf, outdoor recreation, and major sporting events.

Higher Education & Talent Pipeline

Arizona State University and nearby Grand Canyon University support a strong, diverse labor pool, with GCU's expanding campus enhancing local workforce depth and economic activity.





Arizona State University (ASU), founded in 1885 and headquartered in Tempe, Arizona, is one of the largest public research universities in the United States and a major driver of innovation and workforce development in the Greater Phoenix metropolitan area. The university serves more than 140,000 students across undergraduate, graduate, and professional programs offered through multiple campuses and extensive online platforms. ASU offers 350+ degree programs spanning business, engineering, sustainability, healthcare, technology, law, and the arts. Recognized nationally for research, entrepreneurship, and academic innovation, the university maintains strong partnerships with leading industries including semiconductor manufacturing, aerospace, healthcare, and financial services. ASU's research initiatives and technology transfer programs contribute significantly to regional economic growth while helping support Arizona's expanding advanced manufacturing and technology sectors. Beyond academics, Arizona State University plays a central role in the cultural and economic vitality of the Phoenix region. The university is a major employer and attracts students, faculty, and visitors from around the world, supporting local housing demand, retail activity, and hospitality industries. Through Division I athletics, major campus events, conferences, and innovation hubs such as the ASU Research Park and SkySong Innovation Center, the university fosters entrepreneurship and collaboration between academia and industry. Combined with its strong emphasis on research, community engagement, and workforce development, ASU continues to serve as a cornerstone institution driving long-term growth and innovation throughout the Greater Phoenix area.

±5.5 Miles
Distance From SP

± 140,000
Enrollment

350+ Programs
Student Life



MATTHEWS™

EXCLUSIVELY LISTED BY



Brad Skenderian

Senior Associate

(602) 975-0816

brad.skenderian@matthews.com

License No. SA692958000 (AZ)



Kyle Inman

Associate Vice President

(602) 975-0805

kyle.inman@matthews.com

License No. SA691658000 (AZ)

David Harrington | Broker of Record | Broker License No. BR715518000 (AZ) | Firm License No. CO701910000 (AZ)

3020 E Yale St | Phoenix, AZ 85008

This Offering Memorandum contains select information pertaining to the business and affairs of the property owner and its tenant for real property located at ### 3020 E Yale St, Phoenix, AZ, 85008 ("Property"). The Offering Memorandum may not be all-inclusive or contain all of the information a prospective purchaser may desire. The information contained in this Offering Memorandum is confidential and furnished solely for the purpose of a review by a prospective purchaser of the Property. It is not to be used for any other purpose or made available to any other person without the written consent of Seller or Matthews™. The material and information in the Offering Memorandum is unverified. Matthews™. has not made any investigation, and makes no warranty or representation, with respect to square footage, income and expenses, the future financial performance of the property, future rent, and real estate value market conditions, the condition or financial prospects of any tenant, or the tenants' plans or intentions to continue to occupy space at the property. All prospective purchasers should conduct their own thorough due diligence investigation of each of these areas with the assistance of their accounting, construction, and legal professionals, and seek expert opinions regarding volatile market conditions given the unpredictable changes resulting from the continuing COVID-19 pandemic. The information is based in part upon information supplied by the Owner and in part upon financial information obtained from sources the Owner deems reliable. Neither owner, nor their officers, employees, or real estate agents make any representation or warranty, express or implied, as to the accuracy or completeness of this Offering Memorandum, or any of its content, and no legal liability is assumed or shall be implied with respect thereto. Prospective purchasers should make their own projections and form their own conclusions without reliance upon the material contained herein.

By acknowledging your receipt of this Offering Memorandum for the Property, you agree:

1. The Offering Memorandum and its contents are confidential;
2. You will hold it and treat it in the strictest of confidence; and
3. You will not, directly or indirectly, disclose or permit anyone else to disclose this Offering Memorandum or its contents in any fashion or manner.

Matthews Real Estate Investment Service™. is not affiliated with, sponsored by, or endorsed by any commercial tenant or lessee in the Offering Memorandum. The presence of any entity's name or logo, including any commercial tenant's name or logo, is informational only and does not indicate or suggest any affiliation and/or endorsement of Matthews™., the property, or the seller by such entity.

Owner and Matthews™. expressly reserve the right, at their sole discretion, to reject any and all expressions of interest or offers to purchase the Property and to terminate discussions with any person or entity reviewing this Offering Memorandum or making an offer to purchase the Property unless and until a written agreement for the purchase and sale of the Property has been fully executed and delivered.

If you wish not to pursue negotiations leading to the acquisition of the Property or in the future you discontinue such negotiations, then you agree to purge all materials relating to this Property including this Offering Memorandum.

A prospective purchaser's sole and exclusive rights with respect to this prospective transaction, the Property, or information provided herein or in connection with the sale of the Property shall be limited to those expressly provided in an executed Purchase Agreement and shall be subject to the terms thereof. In no event shall a prospective purchaser have any other claims against Owner or Matthews™. or any of their affiliates or any of their respective officers, directors, shareholders, owners, employees, or agents for any damages, liability, or causes of action relating to this solicitation process or the marketing or sale of the Property.

This Offering Memorandum shall not be deemed to represent the state of affairs of the Property or constitute an indication that there has been no change in the state of affairs of the Property since the date of this Offering Memorandum.

Net Lease Disclaimer – There are many different types of leases, including gross, net, single net ("N"), double net ("NN"), and triple net ("NNN") leases. The distinctions between different types of leases or within the same type of leases, such as "Bondable NNN," "Absolute NNN," "True NNN," or other NNN leases, are not always clear. Labels given to different leases may mean different things to different people and are not defined legal terms. Buyers cannot rely on the labels or marketing descriptions given to any lease when making their purchasing decisions. Buyers must closely review all lease terms and are advised to seek legal counsel to determine the landlord and tenant's respective rights and duties under the lease to ensure the lease, regardless of how labeled or described, meets the buyers' particular needs.